

Scaled data based on original data using
LM-79-08 Approved Method: Electrical and Photometric Measurements of Solid-
State Lighting Products

Test Report Prepared for
Cooper Lighting Solutions
(formerly Eaton)

Brand: McGRAW-EDISON

Report Number: P227577

Luminaire Tested: **ISS-AF-600-LED-E1-T2-7050**

Issue Date: 3/3/2020

Test Information

Test Method: LM-79-08
Report Number: P227577
TEST IS SCALED FROM IESNA LM-79-08 TEST DATA (P29758)
Test Lab: INNOVATION CENTER-P2
Issue Date: 3/3/2020
Manufacturer: COOPER LIGHTING SOLUTIONS (FORMERLY EATON)
Product Line: MCGRAW-EDISON
Catalog Number: ISS-AF-600-LED-E1-T2-7050
Description: IMPACT ELITE LED QUATER SPHERE LUMINAIRE
LIGHT SQUARE WITH ACCULED OPTICS-TYPE II
Light Source: (16) 5000K CCT, 70 CRI LEDs
Ballast/Driver: ELECTRONIC DRIVER

Summary

Lumens per Lamp: N/A
Luminaire Lumens: 3827 lumens
Efficiency: N/A
Efficacy: 113.6 lumens/watt
Luminous Opening: Rectangular (W 0.5' x L: 0.5' x H: 0')
IES Classification: Type II - Medium - Non-Cutoff
BUG Rating: B1 - U0 - G1

Input Watts (W): 33.7
Input Voltage (V): 120
Input Current (Ain): NR
Voltage Rise (V): NR
Power Factor: NR
Total Harmonic Distortion (THDi): NR
Frequency (hertz): 60
Stabilization Time: NR
Operation Time: NR
Ambient Temperature (°C): NR
Test Distance: 25 FT

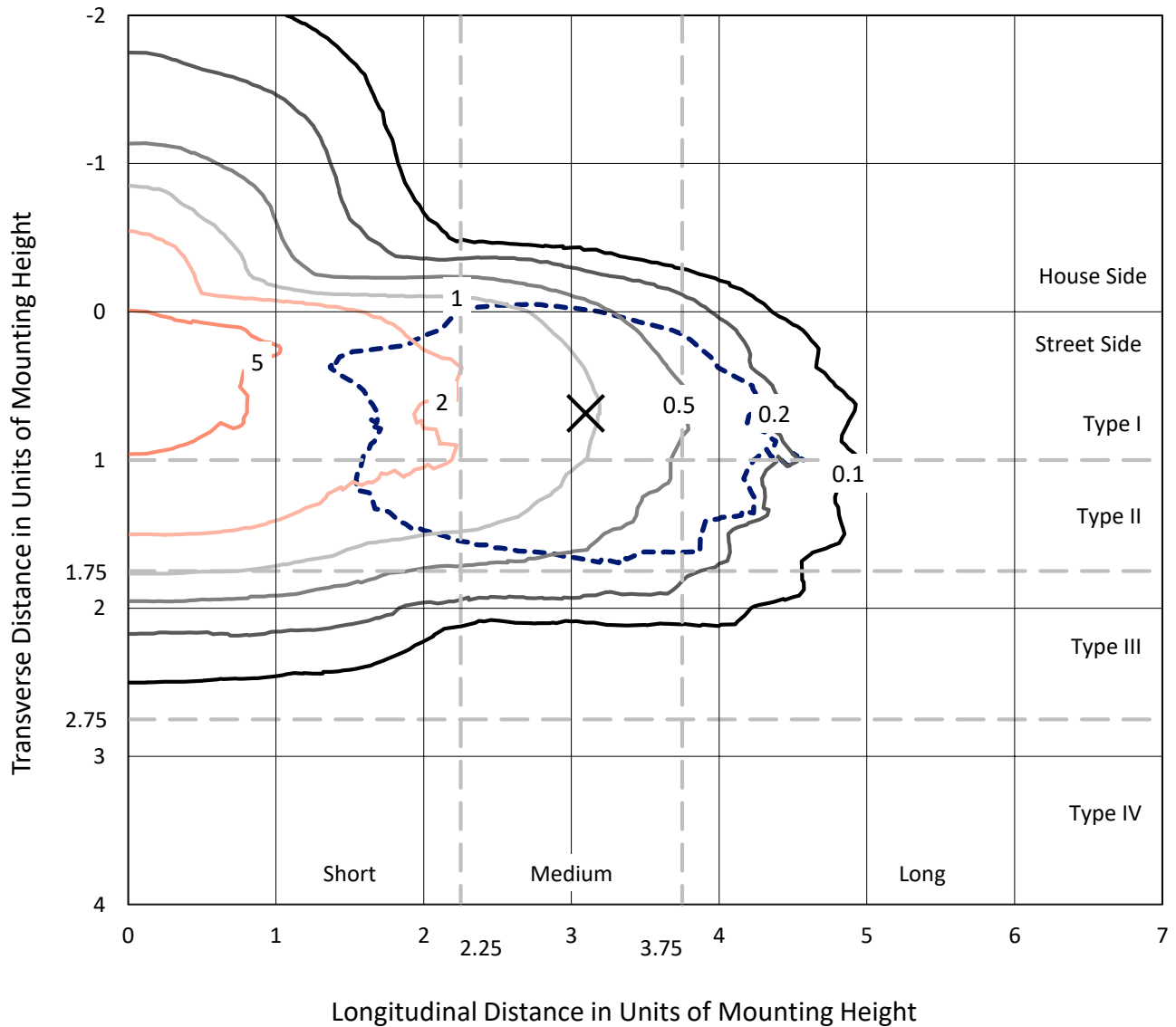


REPORT NUMBER: P227577

CATALOG NUMBER: ISS-AF-600-LED-E1-T2-7050

Iso-Footcandle Lines of Horizontal Illumination

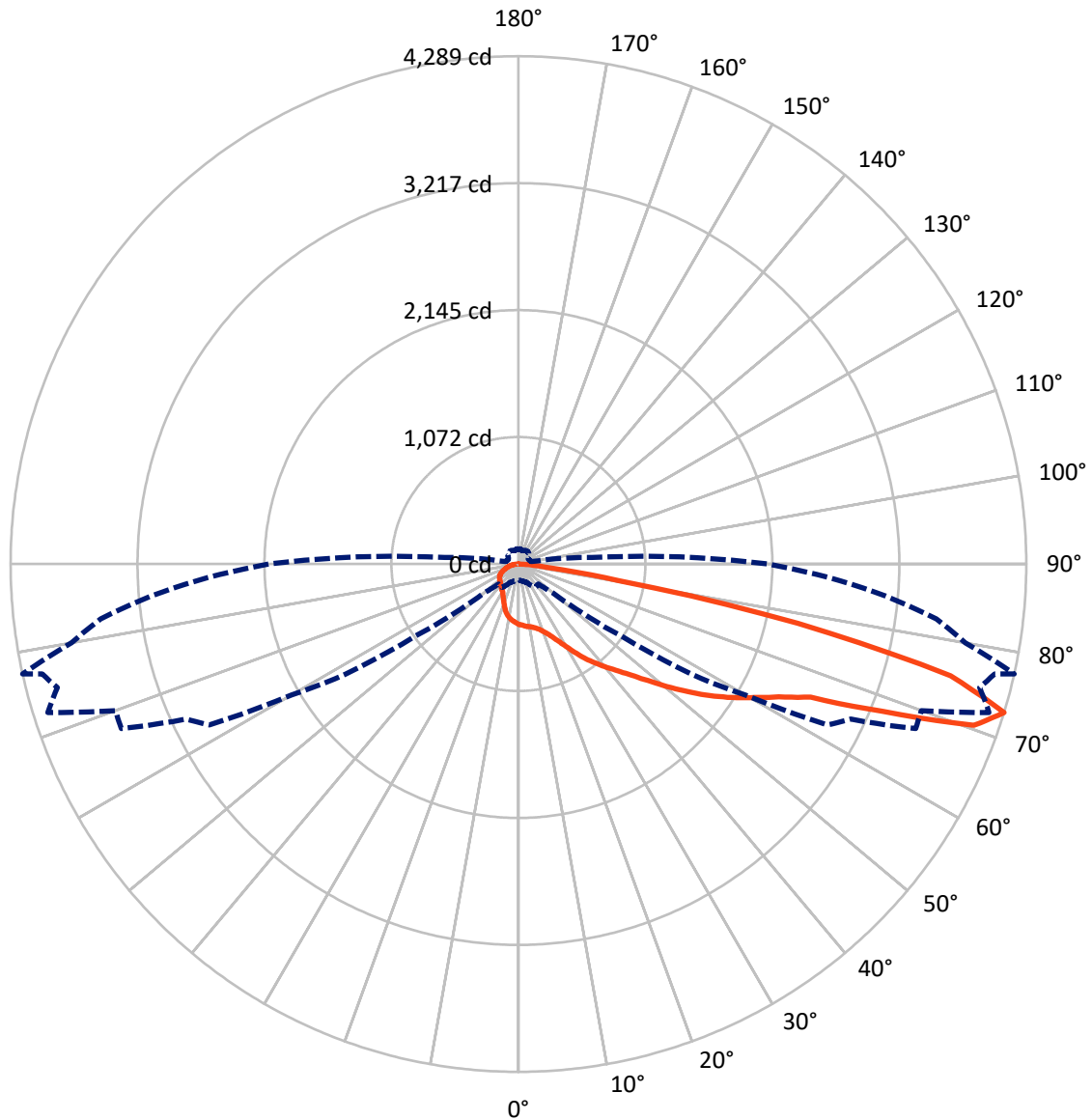
✕ Max cd
 - - - 1/2 Max cd



Based on 10 foot mounting height. Maximum calculated value = 6.2 fc
 Type II - Medium - Non-Cutoff

REPORT NUMBER: P227577
CATALOG NUMBER: ISS-AF-600-LED-E1-T2-7050

Luminous Intensity Polar Plot



— Vertical Plane Through 77.5-Deg Lateral - - - Horizontal Cone Through 72.5-Deg Vertical

REPORT NUMBER: P227577

CATALOG NUMBER: ISS-AF-600-LED-E1-T2-7050

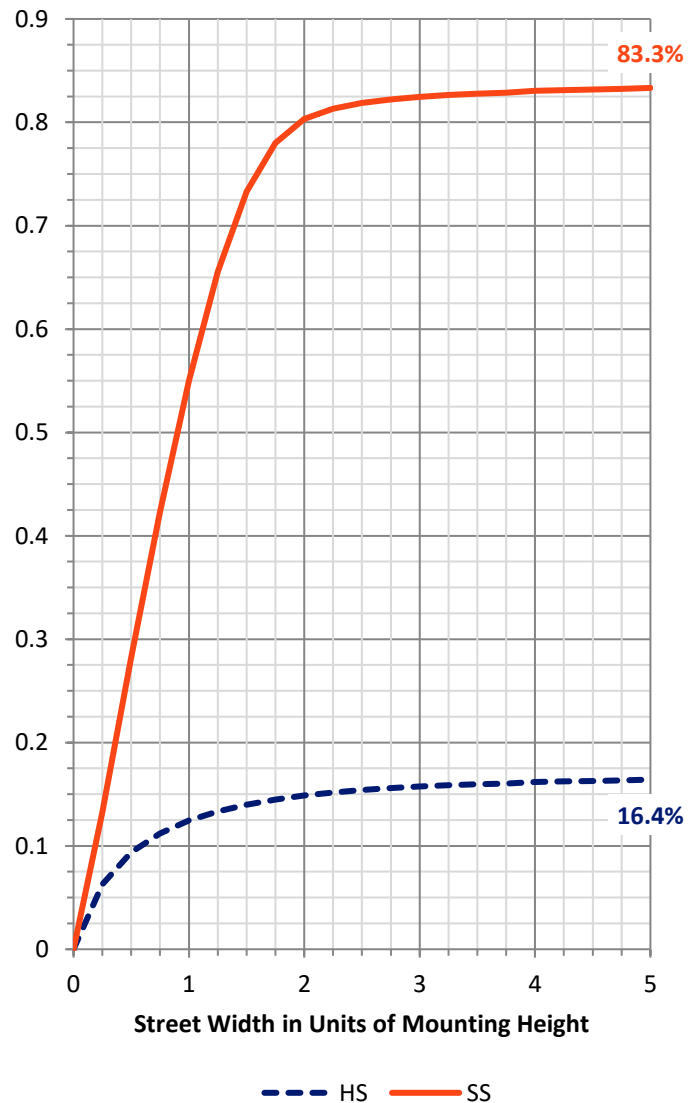
FLUX DISTRIBUTION:

		Downward	Upward	Total
House Side	Lumens	634.1	0.0	634.1
	% Fixture	16.6	0.0	16.6
Street Side	Lumens	3192.9	0.0	3192.9
	% Fixture	83.4	0.0	83.4
Total	Lumens	3827.0	0.0	3827.0
	% Fixture	100.0	0.0	100.0

Coefficient of Utilization

ZONAL LUMENS:

Zone	Lumens	% Fixture
0°-10°	47.4	1.2
10°-20°	145.5	3.8
20°-30°	258.3	6.8
30°-40°	409.3	10.7
40°-50°	614.1	16.0
50°-60°	795.7	20.8
60°-70°	904.1	23.6
70°-80°	600.0	15.7
80°-90°	52.5	1.4
90°-100°	0.0	0.0
100°-110°	0.0	0.0
110°-120°	0.0	0.0
120°-130°	0.0	0.0
130°-140°	0.0	0.0
140°-150°	0.0	0.0
150°-160°	0.0	0.0
160°-170°	0.0	0.0
170°-180°	0.0	0.0
0°-90°	3827.0	100.0
0°-180°	3827.0	100.0



REPORT NUMBER: P227577

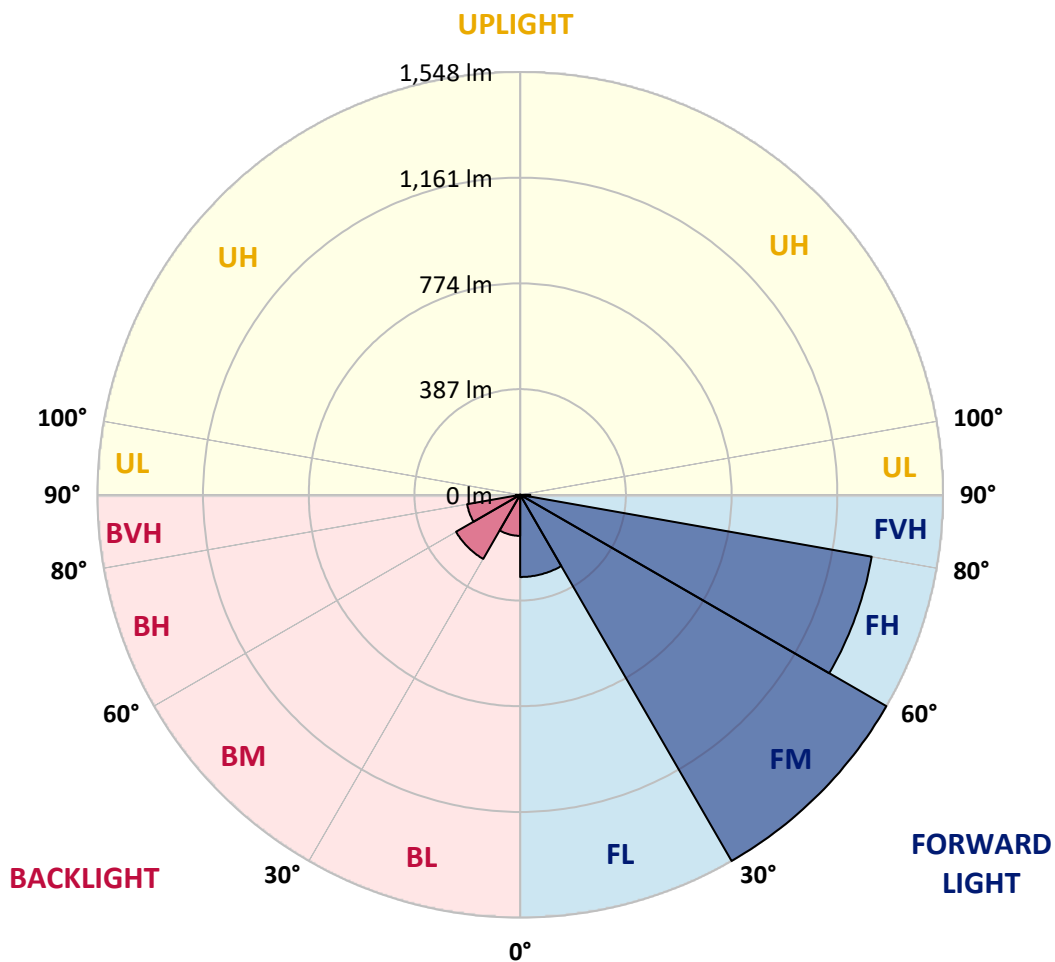
CATALOG NUMBER: ISS-AF-600-LED-E1-T2-7050

LUMINAIRE CLASSIFICATION SYSTEM LUMEN TABLE AND BUG RATING:

Zone		Lumens	% Fixture	Zone Rating/Lumen Limit		
				B	U	G
FL	(0°-30°)	301.1	7.9			
FM	(30°-60°)	1548.2	40.5			
FH	(60°-80°)	1306.9	34.1			G1/1800
FVH	(80°-90°)	36.7	1.0			G1/100
BL	(0°-30°)	150.2	3.9	B1/500		
BM	(30°-60°)	270.9	7.1	B1/1000		
BH	(60°-80°)	197.2	5.2	B1/500		G1/500
BVH	(80°-90°)	15.8	0.4			G1/100
UL	(90°-100°)	0.0	0.0		U0/0	
UH	(100°-180°)	0.0	0.0		U0/0	

BUG Rating: B1-U0-G1

Type II Medium





REPORT NUMBER: P227577

CATALOG NUMBER: ISS-AF-600-LED-E1-T2-7050

CANDELA DISTRIBUTION (FULL):

	0°	5°	15°	25°	35°	37.5°	40°	42.5°	45°	47.5°	50°
0°	511.0	511.0	511.0	511.0	511.0	511.0	511.0	511.0	511.0	511.0	511.0
2.5°	553.6	551.0	549.7	547.1	544.5	543.2	539.4	536.8	540.6	539.4	539.4
5°	594.8	592.3	588.4	584.5	579.4	575.5	571.6	567.7	570.3	567.7	565.2
7.5°	628.4	625.8	620.7	616.8	611.6	606.5	601.3	600.0	597.4	593.6	592.3
10°	647.7	645.2	642.6	640.0	632.3	628.4	621.9	618.1	619.4	614.2	614.2
12.5°	665.8	663.2	661.9	661.9	655.5	651.6	649.0	645.2	647.7	640.0	637.4
15°	682.6	680.0	676.1	680.0	678.7	677.4	676.1	674.8	678.7	671.0	672.3
17.5°	709.7	708.4	700.7	695.5	696.8	700.7	703.2	701.9	701.9	698.1	699.4
20°	752.3	752.3	741.9	732.9	718.7	718.7	720.0	718.7	721.3	723.9	727.7
22.5°	784.5	781.9	778.1	770.3	754.8	741.9	741.9	736.8	740.7	741.9	749.7
25°	825.8	823.2	814.2	814.2	798.7	781.9	779.4	771.6	780.7	763.9	776.8
27.5°	876.1	873.6	861.9	856.8	849.0	828.4	823.2	824.5	833.6	809.0	821.9
30°	939.4	936.8	922.6	908.4	895.5	873.6	871.0	869.7	890.3	861.9	878.7
32.5°	1019.4	1019.4	1003.9	984.5	958.7	929.0	918.7	920.0	948.4	917.4	945.8
35°	1140.7	1125.2	1096.8	1067.1	1040.0	1005.2	991.0	988.4	1014.2	983.2	1015.5
37.5°	1218.1	1207.8	1181.9	1160.0	1130.3	1096.8	1086.5	1090.3	1112.3	1067.1	1113.6
40°	1287.8	1286.5	1269.7	1255.5	1225.8	1192.3	1205.2	1256.8	1314.8	1227.1	1228.4
42.5°	1334.2	1336.8	1335.5	1336.8	1320.0	1285.2	1307.1	1379.4	1478.7	1427.1	1379.4
45°	1341.9	1351.0	1354.8	1380.7	1397.4	1376.8	1388.4	1464.5	1663.2	1743.2	1527.8
47.5°	1361.3	1370.3	1362.6	1393.6	1471.0	1469.7	1516.1	1544.5	1571.6	1584.5	1747.1
50°	1387.1	1403.9	1396.1	1421.9	1485.2	1521.3	1561.3	1597.4	1575.5	1494.2	1538.1
52.5°	1388.4	1407.8	1450.3	1476.1	1538.1	1530.3	1557.4	1538.1	1571.6	1487.8	1530.3
55°	1274.8	1278.7	1402.6	1532.9	1641.3	1619.4	1602.6	1558.7	1601.3	1496.8	1551.0
57.5°	1095.5	1108.4	1237.4	1456.8	1689.0	1708.4	1703.2	1699.4	1732.9	1593.6	1652.9
60°	898.1	913.6	1036.1	1294.2	1589.7	1640.0	1709.7	1752.3	1838.7	1783.2	1881.3
62.5°	560.0	571.6	707.1	1029.7	1402.6	1501.9	1603.9	1654.2	1779.4	1805.2	1971.6
65°	267.1	271.0	323.9	560.0	1019.4	1206.5	1357.4	1464.5	1618.1	1734.2	1958.7
67.5°	207.7	209.0	228.4	298.1	522.6	647.7	819.4	961.3	1125.2	1442.6	1721.3
70°	166.5	166.5	181.9	219.4	323.9	340.6	384.5	432.3	501.9	757.4	983.2
72.5°	139.4	139.4	149.7	172.9	240.0	243.9	241.3	237.4	237.4	299.4	381.9
75°	117.4	116.1	122.6	138.1	178.1	183.2	180.6	171.6	161.3	161.3	181.9
77.5°	95.5	95.5	100.6	108.4	129.0	131.6	131.6	123.9	114.8	116.1	125.2
80°	74.8	74.8	78.7	83.9	90.3	89.0	89.0	81.3	74.8	73.5	78.7
82.5°	54.2	55.5	64.5	60.6	58.1	54.2	54.2	52.9	47.7	43.9	46.5
85°	16.8	18.1	31.0	36.1	29.7	24.5	23.2	19.4	20.6	16.8	19.4
87.5°	0.0	0.0	0.0	0.0	1.3	0.0	0.0	0.0	1.3	0.0	1.3
90°	0.0	0.0	0.0	0.0	0.0	0.0	0.0	0.0	0.0	0.0	0.0



REPORT NUMBER: P227577

CATALOG NUMBER: ISS-AF-600-LED-E1-T2-7050

CANDELA DISTRIBUTION (continued):

	52.5°	55°	57.5°	60°	62.5°	65°	67.5°	70°	72.5°	75°	77°
0°	511.0	511.0	511.0	511.0	511.0	511.0	511.0	511.0	511.0	511.0	511.0
2.5°	532.9	535.5	530.3	530.3	523.9	527.7	521.3	522.6	516.1	518.7	518.7
5°	558.7	560.0	553.6	551.0	544.5	544.5	538.1	538.1	529.0	531.6	529.0
7.5°	583.2	583.2	576.8	571.6	565.2	562.6	554.8	551.0	543.2	541.9	538.1
10°	603.9	603.9	594.8	589.7	581.9	578.1	567.7	563.9	554.8	548.4	544.5
12.5°	629.7	627.1	616.8	611.6	598.7	597.4	581.9	579.4	566.5	562.6	556.1
15°	660.7	663.2	646.5	645.2	627.1	625.8	605.2	603.9	584.5	583.2	574.2
17.5°	694.2	699.4	685.2	683.9	661.9	661.9	637.4	636.1	610.3	609.0	597.4
20°	723.9	730.3	721.3	723.9	704.5	705.8	678.7	678.7	642.6	640.0	629.7
22.5°	751.0	763.9	756.1	770.3	751.0	760.0	723.9	730.3	687.7	682.6	667.1
25°	778.1	794.8	792.3	815.5	801.3	816.8	779.4	792.3	736.8	740.7	720.0
27.5°	805.2	827.1	824.5	858.1	852.9	883.9	851.6	865.8	805.2	809.0	785.8
30°	850.3	874.8	865.8	900.7	900.7	951.0	926.5	948.4	881.3	889.0	861.9
32.5°	911.0	939.4	912.3	957.4	954.8	1020.7	1001.3	1038.7	972.9	983.2	949.7
35°	976.8	1021.9	978.1	1028.4	1020.7	1089.0	1076.1	1136.8	1067.1	1078.7	1045.2
37.5°	1063.2	1117.4	1059.4	1103.2	1068.4	1147.1	1139.4	1221.9	1151.0	1180.7	1140.7
40°	1165.2	1207.8	1135.5	1172.9	1114.8	1196.1	1183.2	1296.8	1231.0	1278.7	1242.6
42.5°	1259.4	1289.0	1193.6	1240.0	1170.3	1252.9	1229.7	1366.5	1309.7	1383.2	1343.2
45°	1344.5	1378.1	1251.6	1303.2	1225.8	1316.1	1276.1	1433.6	1394.8	1505.8	1465.8
47.5°	1465.8	1416.8	1304.5	1371.6	1285.2	1384.5	1331.6	1512.3	1498.1	1655.5	1609.0
50°	1425.8	1458.1	1348.4	1418.1	1339.4	1460.7	1402.6	1606.5	1610.3	1818.1	1791.0
52.5°	1429.7	1483.9	1381.9	1478.7	1402.6	1566.5	1505.8	1720.0	1738.1	1975.5	1938.1
55°	1452.9	1532.9	1432.3	1562.6	1491.6	1683.9	1641.3	1842.6	1873.6	2123.9	2102.0
57.5°	1511.0	1621.9	1518.7	1689.0	1615.5	1818.1	1779.4	1969.0	2011.6	2272.3	2265.8
60°	1734.2	1865.8	1685.2	1873.6	1775.5	1970.3	1918.7	2102.0	2144.5	2414.2	2431.0
62.5°	1983.2	2211.6	2104.5	2300.7	2041.3	2238.7	2086.5	2265.8	2268.4	2566.5	2619.4
65°	2047.8	2398.7	2490.3	2855.5	2720.0	2922.6	2516.1	2636.2	2481.3	2843.9	2920.0
67.5°	2023.2	2452.9	2707.1	3118.7	3272.3	3625.8	3557.4	3516.2	3157.4	3418.1	3509.7
70°	1485.2	1940.7	2562.6	2980.7	3423.3	3655.5	4023.3	4060.7	4045.2	4009.1	4069.7
72.5°	676.1	1060.7	1734.2	2211.6	2942.0	3098.1	3631.0	3620.7	4167.8	4032.3	4127.8
75°	265.8	409.0	825.8	1234.8	2034.9	2227.1	2831.0	2681.3	3363.9	3165.2	3369.1
77.5°	145.8	183.2	309.7	530.3	1111.0	1212.9	1732.9	1482.6	2086.5	1741.9	1810.3
80°	87.7	109.7	141.9	201.3	472.3	499.4	739.4	596.1	852.9	647.7	628.4
82.5°	47.7	59.4	71.0	99.4	175.5	194.8	255.5	229.7	273.6	233.6	228.4
85°	19.4	25.8	27.1	40.0	58.1	67.1	81.3	87.7	107.1	98.1	95.5
87.5°	0.0	1.3	0.0	2.6	0.0	2.6	0.0	3.9	3.9	6.5	7.7
90°	0.0	0.0	0.0	0.0	0.0	0.0	0.0	0.0	0.0	0.0	0.0



REPORT NUMBER: P227577

CATALOG NUMBER: ISS-AF-600-LED-E1-T2-7050

CANDELA DISTRIBUTION (continued):

	77.5°	80°	82.5°	85°	87.5°	90°	95°	100°	102.5°	105°	107.5°
0°	511.0	511.0	511.0	511.0	511.0	511.0	511.0	511.0	511.0	511.0	511.0
2.5°	514.8	518.7	513.6	513.6	507.1	511.0	507.1	503.2	496.8	498.1	489.0
5°	523.9	526.5	520.0	517.4	513.6	512.3	504.5	496.8	487.7	487.7	477.4
7.5°	532.9	532.9	523.9	523.9	514.8	512.3	500.6	487.7	474.8	473.6	458.1
10°	538.1	536.8	525.2	525.2	512.3	511.0	496.8	477.4	459.4	454.2	432.3
12.5°	548.4	547.1	532.9	530.3	513.6	513.6	492.9	467.1	441.3	432.3	401.3
15°	561.3	562.6	545.8	541.9	522.6	521.3	492.9	454.2	419.4	405.2	367.7
17.5°	581.9	583.2	560.0	556.1	532.9	529.0	494.2	438.7	389.7	374.2	340.6
20°	609.0	605.2	574.2	572.9	541.9	538.1	492.9	415.5	360.0	344.5	314.8
22.5°	642.6	638.7	598.7	594.8	558.7	552.3	491.6	391.0	332.9	316.1	296.8
25°	689.0	683.9	634.8	629.7	584.5	574.2	490.3	365.2	309.7	296.8	285.2
27.5°	747.1	736.8	677.4	672.3	611.6	598.7	485.2	335.5	286.5	277.4	272.3
30°	816.8	807.7	731.6	723.9	647.7	631.0	480.0	308.4	269.7	265.8	261.9
32.5°	899.4	890.3	797.4	788.4	694.2	669.7	471.0	286.5	259.4	259.4	254.2
35°	985.8	978.1	868.4	861.9	745.8	713.6	459.4	267.1	250.3	250.3	245.2
37.5°	1063.2	1069.7	945.8	940.7	797.4	757.4	446.5	254.2	242.6	240.0	234.8
40°	1147.1	1162.6	1018.1	1021.9	851.6	803.9	431.0	243.9	233.6	231.0	229.7
42.5°	1232.3	1261.9	1094.2	1108.4	905.8	851.6	419.4	237.4	229.7	224.5	223.2
45°	1338.1	1380.7	1188.4	1215.5	969.0	909.7	415.5	229.7	218.1	211.6	207.7
47.5°	1469.7	1526.5	1304.5	1335.5	1052.9	979.4	423.2	227.1	210.3	202.6	194.8
50°	1625.8	1680.0	1442.6	1455.5	1147.1	1055.5	440.0	231.0	207.7	196.1	184.5
52.5°	1791.0	1832.3	1588.4	1574.2	1245.2	1130.3	459.4	232.3	201.3	189.7	175.5
55°	1961.3	1984.5	1723.9	1686.5	1334.2	1205.2	485.2	231.0	196.1	183.2	165.2
57.5°	2127.8	2135.5	1843.9	1807.8	1421.9	1294.2	517.4	227.1	188.4	175.5	156.1
60°	2290.3	2303.2	1976.8	1943.2	1517.4	1409.0	563.9	220.6	178.1	169.0	148.4
62.5°	2468.4	2511.0	2135.5	2140.7	1649.0	1588.4	651.6	212.9	167.7	157.4	136.8
65°	2711.0	2873.6	2397.4	2518.7	1902.0	1926.5	819.4	191.0	153.5	140.6	126.5
67.5°	3318.7	3496.8	3033.6	3082.6	2494.2	2348.4	925.2	162.6	135.5	126.5	117.4
70°	4080.0	3952.3	3623.3	3326.5	2840.0	2414.2	814.2	136.8	120.0	114.8	109.7
72.5°	4289.1	3831.0	3560.0	3114.9	2625.8	2105.8	623.2	117.4	107.1	104.5	100.6
75°	3769.1	3105.8	3121.3	2474.9	2176.8	1605.2	425.8	100.6	92.9	91.6	90.3
77.5°	2410.3	1596.1	1943.2	1223.2	1256.8	743.2	207.7	83.9	80.0	80.0	77.4
80°	856.8	531.6	601.3	385.8	351.0	236.1	112.3	67.1	64.5	65.8	64.5
82.5°	256.8	203.9	200.0	156.1	121.3	99.4	61.9	51.6	49.0	50.3	47.7
85°	103.2	80.0	67.1	51.6	42.6	38.7	33.5	34.8	31.0	33.5	29.7
87.5°	6.5	5.2	3.9	5.2	0.0	2.6	6.5	5.2	1.3	5.2	3.9
90°	0.0	0.0	0.0	0.0	0.0	0.0	0.0	0.0	0.0	0.0	0.0



REPORT NUMBER: P227577

CATALOG NUMBER: ISS-AF-600-LED-E1-T2-7050

CANDELA DISTRIBUTION (continued):

	110°	112.5°	115°	117.5°	120°	122.5°	125°	127.5°	130°	135°	145°
0°	511.0	511.0	511.0	511.0	511.0	511.0	511.0	511.0	511.0	511.0	511.0
2.5°	495.5	486.5	490.3	486.5	489.0	481.3	483.9	477.4	477.4	476.1	469.7
5°	478.7	469.7	468.4	459.4	460.6	450.3	449.0	437.4	437.4	427.1	407.7
7.5°	455.5	441.3	440.0	421.9	420.6	406.5	401.3	388.4	387.1	375.5	363.9
10°	425.8	403.9	400.0	376.8	378.1	362.6	361.3	352.3	352.3	347.1	347.1
12.5°	392.3	367.7	365.2	347.1	348.4	338.1	339.4	334.2	336.8	339.4	348.4
15°	361.3	341.9	339.4	327.7	329.0	326.5	330.3	330.3	334.2	340.6	356.1
17.5°	335.5	318.7	320.0	314.8	320.0	318.7	326.5	325.2	332.9	340.6	360.0
20°	312.3	303.2	307.1	305.8	312.3	312.3	318.7	320.0	326.5	336.8	358.7
22.5°	296.8	294.2	298.1	298.1	303.2	304.5	311.0	314.8	318.7	329.0	348.4
25°	287.7	286.5	290.3	291.6	295.5	296.8	303.2	303.2	309.7	316.1	326.5
27.5°	274.8	272.3	277.4	277.4	282.6	281.3	289.0	286.5	292.9	295.5	298.1
30°	265.8	261.9	265.8	264.5	268.4	264.5	268.4	264.5	268.4	268.4	264.5
32.5°	256.8	252.9	254.2	249.0	252.9	247.7	249.0	243.9	246.5	243.9	245.2
35°	247.7	242.6	242.6	236.1	236.1	229.7	232.3	227.1	232.3	236.1	234.8
37.5°	234.8	231.0	231.0	225.8	228.4	225.8	231.0	228.4	229.7	224.5	215.5
40°	227.1	229.7	228.4	232.3	229.7	225.8	221.9	214.2	212.9	210.3	205.2
42.5°	215.5	218.1	211.6	216.8	212.9	214.2	211.6	207.7	205.2	202.6	197.4
45°	198.7	198.7	193.5	201.3	197.4	205.2	202.6	202.6	200.0	196.1	192.3
47.5°	184.5	185.8	180.6	187.1	184.5	194.8	193.5	197.4	197.4	194.8	184.5
50°	175.5	172.9	169.0	175.5	174.2	183.2	184.5	192.3	191.0	192.3	183.2
52.5°	167.7	162.6	158.7	162.6	162.6	170.3	172.9	181.9	183.2	185.8	180.6
55°	158.7	152.3	149.7	152.3	152.3	160.0	163.9	170.3	174.2	181.9	179.4
57.5°	151.0	141.9	139.4	141.9	143.2	151.0	154.8	161.3	166.5	176.8	175.5
60°	141.9	134.2	131.6	135.5	136.8	144.5	148.4	154.8	158.7	170.3	170.3
62.5°	131.6	125.2	125.2	126.5	129.0	136.8	139.4	148.4	149.7	163.9	165.2
65°	122.6	118.7	118.7	120.0	122.6	129.0	130.3	139.4	140.6	154.8	158.7
67.5°	114.8	112.3	112.3	113.5	114.8	120.0	121.3	130.3	132.9	145.8	152.3
70°	107.1	104.5	103.2	103.2	107.1	111.0	113.5	122.6	123.9	135.5	143.2
72.5°	98.1	95.5	95.5	94.2	98.1	100.6	105.8	111.0	113.5	125.2	130.3
75°	89.0	86.5	86.5	85.2	87.7	92.9	94.2	99.4	100.6	111.0	116.1
77.5°	77.4	74.8	74.8	74.8	77.4	78.7	80.0	85.2	87.7	96.8	101.9
80°	64.5	61.9	63.2	61.9	65.8	60.6	64.5	69.7	72.3	77.4	74.8
82.5°	49.0	45.2	46.5	46.5	47.7	43.9	46.5	49.0	51.6	55.5	54.2
85°	31.0	27.1	29.7	27.1	29.7	25.8	28.4	28.4	31.0	28.4	27.1
87.5°	6.5	2.6	6.5	2.6	7.7	0.0	3.9	0.0	2.6	1.3	0.0
90°	0.0	0.0	0.0	0.0	0.0	0.0	0.0	0.0	0.0	0.0	0.0



REPORT NUMBER: P227577

CATALOG NUMBER: ISS-AF-600-LED-E1-T2-7050

CANDELA DISTRIBUTION (continued):

	155°	165°	175°	180°
0°	511.0	511.0	511.0	511.0
2.5°	463.2	458.1	455.5	454.2
5°	397.4	388.4	385.8	383.2
7.5°	357.4	354.8	354.8	353.6
10°	349.7	353.6	354.8	354.8
12.5°	358.7	365.2	370.3	370.3
15°	370.3	381.9	388.4	388.4
17.5°	379.4	394.8	401.3	402.6
20°	380.6	396.1	405.2	406.5
22.5°	369.0	379.4	385.8	385.8
25°	339.4	344.5	348.4	348.4
27.5°	301.9	300.6	299.4	304.5
30°	263.2	260.6	255.5	260.6
32.5°	249.0	240.0	227.1	231.0
35°	227.1	224.5	218.1	219.4
37.5°	219.4	241.3	240.0	241.3
40°	210.3	237.4	236.1	238.7
42.5°	202.6	218.1	202.6	203.9
45°	188.4	194.8	181.9	181.9
47.5°	181.9	179.4	174.2	172.9
50°	176.8	176.8	174.2	171.6
52.5°	172.9	170.3	179.4	178.1
55°	167.7	165.2	171.6	171.6
57.5°	163.9	157.4	167.7	167.7
60°	160.0	153.5	163.9	163.9
62.5°	157.4	149.7	162.6	161.3
65°	153.5	145.8	162.6	160.0
67.5°	148.4	138.1	160.0	156.1
70°	138.1	129.0	151.0	140.6
72.5°	127.7	117.4	129.0	120.0
75°	112.3	103.2	104.5	103.2
77.5°	94.2	83.9	81.3	82.6
80°	71.0	64.5	61.9	61.9
82.5°	51.6	43.9	45.2	37.4
85°	23.2	16.8	12.9	12.9
87.5°	0.0	0.0	0.0	0.0
90°	0.0	0.0	0.0	0.0

(END OF REPORT)